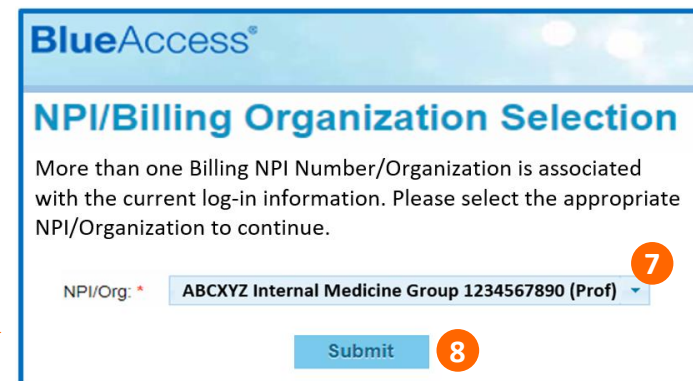
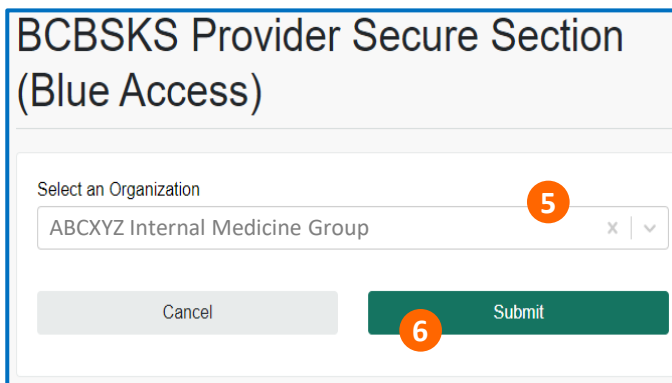
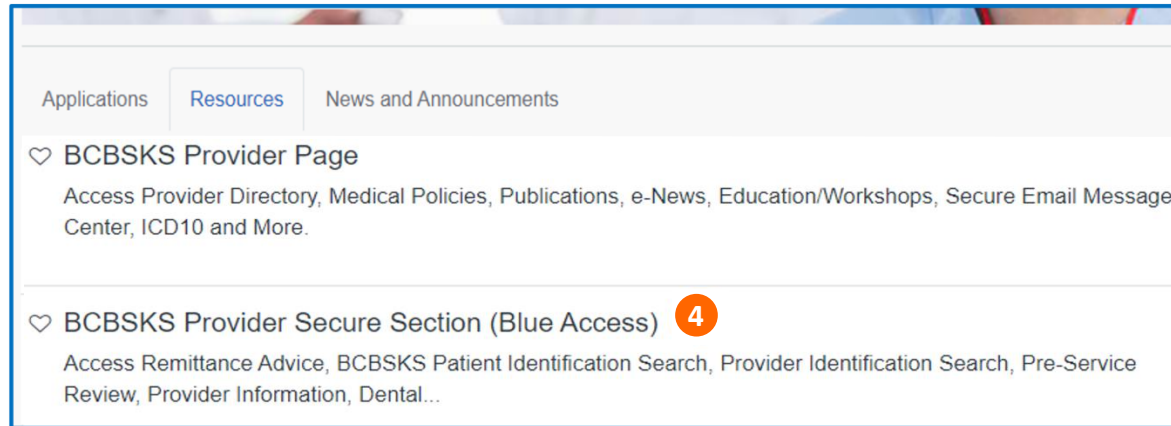
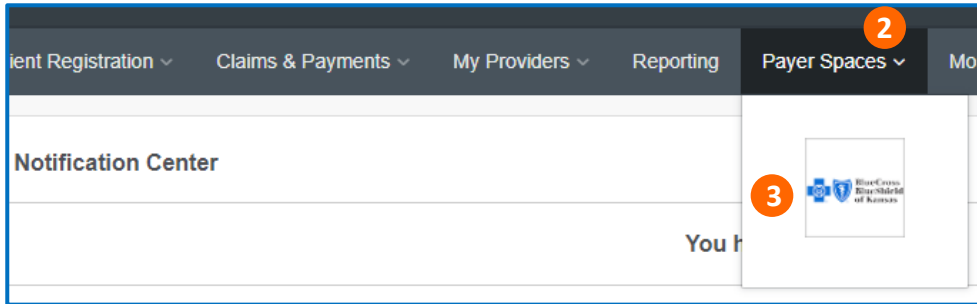


Pull QBRP Reports Quickly and Easily Using Blue Access!

GETTING STARTED

1. Login to **Availity**
2. Select **Payer Spaces**
3. Select **Blue Cross Blue Shield of Kansas**
4. Select **BCBSKS Provider Secure Section (Blue Access)**
5. Select **Organization** from drop-down menu
6. Select **Submit**
7. Select **NPI/Organization** from drop-down menu, if needed
8. Select **Submit**, if needed



NOTE: Only users with more than one NPI associated with the Availity profile used to access Blue Access will see the screen in step 7. It will not apply to every provider/group.

Welcome to Blue Access!

BlueCross BlueShield Kansas BlueAccess®

Contact Us | Provider Directory | Forms | Logout

Home | Patient ID Search | Provider ID Search | Pre-Service | Provider Information | Remittance Advice | Value-Based | **QBRP** | Resources

Welcome ABCXYZ Internal Medicine Group

QBRP Earned Reporting

GETTING STARTED

1. Select **QBRP**
2. Select **QBRP Earned Reporting**

QBRP REPORTING

3. Enter **Reporting From Date**
4. Enter **Reporting To Date**
5. Select **Submit**
6. **Expand All** or **Collapse All** details for all providers
7. Provider-specific QBRP period earnings totals
8. Provider-specific QBRP period earnings details for each measure
9. QBRP period earnings grand totals
10. **Export** details to Excel or **Save** details as PDF

BlueAccess

Provider ID Search | Pre-Service | Provider Information | Remittance Advice | Value-Based

QBRP Earned Reporting

NPI: 1234567890 Name: ABCXYZ Internal Medicine Group

Reporting From Date: Reporting To Date:

The from and to date must be for the same year.

The claim amounts on this page are based on the claims processed to date for the time period selected. As additional claims are processed, these amounts may change. Estimates on this page are not binding and are presented only to serve as a tool for determining quality based incentives earned. The QBRP metrics are multiplied individually by the MAP, then totaled with the MAP to determine the total reimbursement 'QBRP MAP'. BCBSKS will allow the lesser of the provider's charge or the 'QBRP MAP'.

NPI	Name	Total Charges	Total Allowed	QBRP Earned	% Total Allowed																																				
1234567890	Jane Smith APRN	\$61,232.40	\$38,202.38	\$1,928.20	5.05%																																				
<table border="0"> <tr><td>GUR: GENERIC UTILIZATION RATE</td><td>\$158.24</td><td></td></tr> <tr><td>PRT: PROVIDER PORTAL</td><td>\$634.28</td><td></td></tr> <tr><td>ES3: ELECTR SELF SVC 3.0</td><td>\$1135.68</td><td></td></tr> </table>						GUR: GENERIC UTILIZATION RATE	\$158.24		PRT: PROVIDER PORTAL	\$634.28		ES3: ELECTR SELF SVC 3.0	\$1135.68																												
GUR: GENERIC UTILIZATION RATE	\$158.24																																								
PRT: PROVIDER PORTAL	\$634.28																																								
ES3: ELECTR SELF SVC 3.0	\$1135.68																																								
1357924680	Carla Kettle MD	\$221,543.49	\$169,184.24	\$23,166.13	13.69%																																				
<table border="0"> <tr><td>AWC: ADOLESCENT WELL-CARE VISITS</td><td>\$1661.45</td><td></td></tr> <tr><td>CDC: COMPREHENSIVE DIABETES CARE (A1C TESTING)</td><td>\$601.83</td><td></td></tr> <tr><td>CDCN: DIAB CARE KIDN DISEASE MONIT ADMIN MEASUREURE</td><td>\$1659.85</td><td></td></tr> <tr><td>COL: COLORECTAL CANCER SCREENING</td><td>\$601.60</td><td></td></tr> <tr><td>SPD: STATIN USE IN PERSONS W/DIABETES</td><td>\$601.60</td><td></td></tr> <tr><td>W15: WELL CHILD VISITS 6+ IN 15MTHS</td><td>\$1658.80</td><td></td></tr> <tr><td>W34: W CHILD VISITS 1+ 3-6 YR OLDS</td><td>\$1657.24</td><td></td></tr> <tr><td>URI: TRTMT FOR CHILDREN W/URI</td><td>\$2328.60</td><td></td></tr> <tr><td>GUR: GENERIC UTILIZATION RATE</td><td>\$1243.67</td><td></td></tr> <tr><td>EEX: ACCESS FORMULARY ELECTRONICALLY</td><td>\$1243.67</td><td></td></tr> <tr><td>PRT: PROVIDER PORTAL</td><td>\$4961.52</td><td></td></tr> <tr><td>ES3: ELECTR SELF SVC 3.0</td><td>\$4946.30</td><td></td></tr> </table>						AWC: ADOLESCENT WELL-CARE VISITS	\$1661.45		CDC: COMPREHENSIVE DIABETES CARE (A1C TESTING)	\$601.83		CDCN: DIAB CARE KIDN DISEASE MONIT ADMIN MEASUREURE	\$1659.85		COL: COLORECTAL CANCER SCREENING	\$601.60		SPD: STATIN USE IN PERSONS W/DIABETES	\$601.60		W15: WELL CHILD VISITS 6+ IN 15MTHS	\$1658.80		W34: W CHILD VISITS 1+ 3-6 YR OLDS	\$1657.24		URI: TRTMT FOR CHILDREN W/URI	\$2328.60		GUR: GENERIC UTILIZATION RATE	\$1243.67		EEX: ACCESS FORMULARY ELECTRONICALLY	\$1243.67		PRT: PROVIDER PORTAL	\$4961.52		ES3: ELECTR SELF SVC 3.0	\$4946.30	
AWC: ADOLESCENT WELL-CARE VISITS	\$1661.45																																								
CDC: COMPREHENSIVE DIABETES CARE (A1C TESTING)	\$601.83																																								
CDCN: DIAB CARE KIDN DISEASE MONIT ADMIN MEASUREURE	\$1659.85																																								
COL: COLORECTAL CANCER SCREENING	\$601.60																																								
SPD: STATIN USE IN PERSONS W/DIABETES	\$601.60																																								
W15: WELL CHILD VISITS 6+ IN 15MTHS	\$1658.80																																								
W34: W CHILD VISITS 1+ 3-6 YR OLDS	\$1657.24																																								
URI: TRTMT FOR CHILDREN W/URI	\$2328.60																																								
GUR: GENERIC UTILIZATION RATE	\$1243.67																																								
EEX: ACCESS FORMULARY ELECTRONICALLY	\$1243.67																																								
PRT: PROVIDER PORTAL	\$4961.52																																								
ES3: ELECTR SELF SVC 3.0	\$4946.30																																								
Grand Total		\$282,775.89	\$207,386.62	\$25,094.33	12.10%																																				